

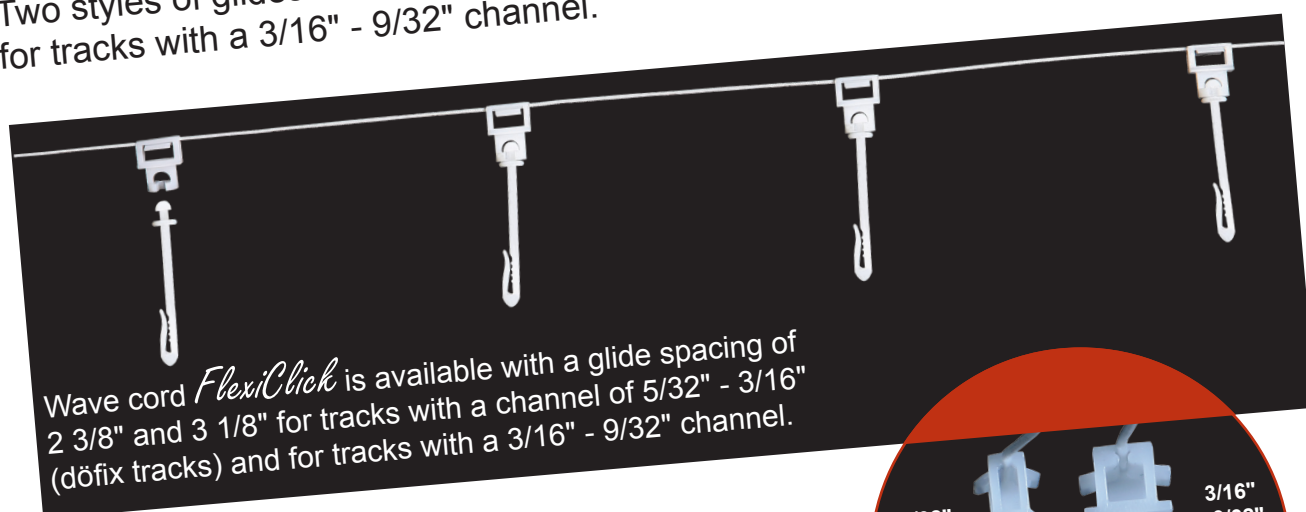
Flexiwave



döfix Wave tape

Flexiwave

- The iron-on "K" adhesive eliminates the need to pin the tape to the fabric. Once it is ironed on, the tape can be easily sewn-on.
- The spacing between the pins can be individually selected to match a repeat in the fabric.
- The extraordinary springiness of the *Flexiwave* tape assures perfect and even waves.
- Easy fabrication. Curtain pins can be inserted at the markers for a standard fullness of 1.5 : 1 or 2.0 : 1.
- Wave cord in *Click* Technology allows for an effortless installation. Glides can be inserted into the track at any position.
- Wave curtains made with the döfix *Flexiwave* system can be washed and dry-cleaned like a regular drapery.
- Available with a glide spacing of 2 3/8" for 2.0 : 1 fullness and 3 1/8" spacing for 1.5 : 1 fullness.
- Two styles of glides to fit tracks with a channel of 5/32" - 3/16" (döfix tracks) and for tracks with a 3/16" - 9/32" channel.



Two wave cord styles
to fit most common
drapery tracks



Made in Germany

„Click“

Wave cord in *Click* Technology allows for an extremely effortless installation.

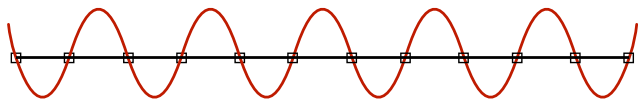
Fullness:

variable or according to the woven-in markers.

Wave cord *FlexiClick* with glides spaced 2 3/8"

Insert the curtain pins into the marked pockets of the Flexiwave tape:

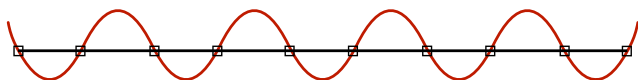
Fullness: 2 : 1



Wave cord *FlexiClick* with glides spaced 3 1/8"

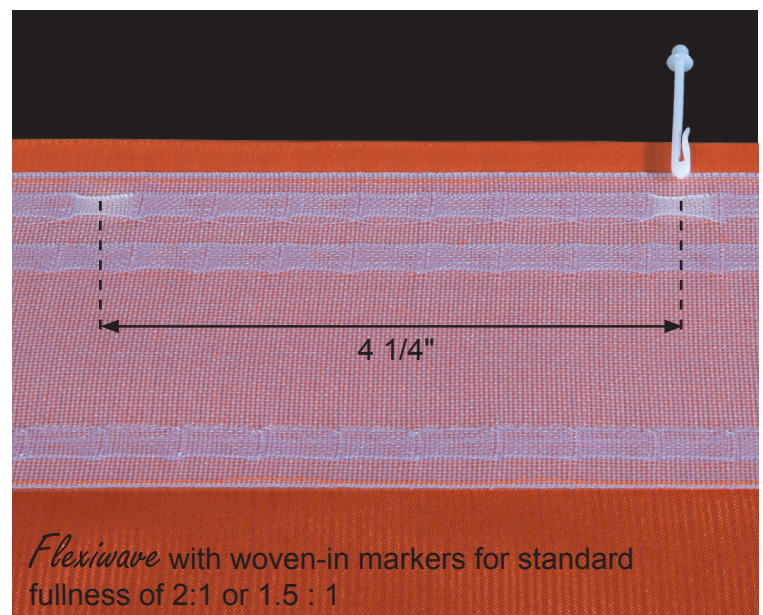
Insert the curtain pins into the marked pockets of the Flexiwave tape:

Fullness: 1.5 : 1



Stabilized waves:

curtain pins *Flexipin* are held in place by 2 pockets!



Flexiwave

